


Please cut along the dotted lines to make a double-sided cue card before class:




**un cercle**  
*a circle*



Shapes (Beginner, Week 1)

**Mon cercle est jaune.**  
*My circle is yellow.*


**un triangle**  
*a triangle*



Shapes (Beginner, Week 1)

**Mon triangle est petit.**  
*My triangle is small.*

**un carré**  
*a square*



Shapes (Beginner, Week 1)

**Mon carré est vert.**  
*My square is green.*

**un rectangle**  
*a rectangle*



Shapes (Beginner, Week 1)

**Mon rectangle est grand et  
bleu.**  
*My rectangle is big and  
blue.*




nom: \_\_\_\_\_

date: \_\_\_\_\_

## Shapes (Beginner, Week 1)


Trace the vocabulary words to complete the sentences:

un cercle  
*a circle*




Mon cercle est jaune.  
*My circle is yellow.*

un triangle  
*a triangle*



Mon triangle est petit.  
*My triangle is small.*

un carré  
*a square*



Mon carré est vert.  
*My square is green.*

un rectangle  
*a rectangle*




Mon rectangle est grand  
et bleu.  
*My rectangle is big and blue.*

Draw a vocabulary word:




Match the correct image on the left to the French word on the right:

*a circle*




**un carré**

*a triangle*



**un rectangle**

*a square*



**un cercle**

*a rectangle*



**un triangle**

**Bonus Questions:** Using the vocabulary you learned in this lesson, write the following sentences in French.

---

*My triangle is green.*

---

*My circle is blue.*

---

*My square is small and yellow.*



# Polite Phrases in French

Cut out the keywords on the right! Match them to the images on the left.

<p><b>Pardon</b> <i>pardon</i></p>
<p><b>Je suis désolé(e)</b> <i>I'm sorry</i></p>
<p><b>Merci beaucoup</b> <i>thank you very much</i></p>
<p><b>S'il vous plaît</b> <i>please</i></p>
<p><b>Excusez-moi</b> <i>excuse me</i></p>
<p><b>De rien</b> <i>you're welcome</i></p>